

Creating an OnShape Account

Link to Sign-Up page

<https://www.onshape.com/en/sign-up>

Sign up for Onshape

Get started free - No credit card required - Instant Access

First name *

Last name *

Email Address *


Fill in name and email address,
then click "GET STARTED"

GET STARTED

Ready to Buy? [Contact our sales team.](#)

Welcome, Cort! What do you want to use Onshape for?

This will help us personalize your experience.



Business

For designing products for my company



Education

For learning or teaching at a school or institution



Fun

For designing personal projects as a hobby

NEXT

Select "Fun" then click "NEXT"

What best describes you?

This will help us personalize your experience.

Hobbyist

I use CAD for personal projects.

CAD / Product Designer

I use CAD at work to design products.

Member of a Startup

I need a design tool for a startup or new business.

New to CAD

I don't really know much about CAD, but want to learn.

Student


I am currently attending school.

Educator

I'm a teacher in a school or team mentor.

NEXT

Select "Hobbyist" then click
"NEXT"



"I use Onshape for both business and personal use. Can use on computer or mobile device anywhere with internet connect
Training and tutorials are top notch."

Choose your Plan

Based on your inputs, you may qualify for several of our plans:

Free Plan	Professional Plan
BEST FOR PERSONAL PROJECTS	BUILT FOR TEAMS
<ul style="list-style-type: none">✓ Unlimited public storage✓ CAD tools✓ Real-time collaboration✓ Version control✓ Mobile apps✓ Online training	<ul style="list-style-type: none">✓ All the features of Standard✓ Company-managed data✓ Release management✓ Advanced PDM✓ Simulation✓ Rendering✓ ECAD/MCAD exchange
	<p><i>*No credit card required. Qualified pros can try Onshape Professional free for up to 6 months with the Discovery Program. ?</i></p>
For non-commercial use only. All Onshape Documents are accessible to the public.	Advanced CAD and PDM for teams that want to improve productivity and collaboration.

Select "Free Plan" then click "NEXT"

NEXT

Add your details

Almost there!

Phone number*

94743263

What CAD system are you most familiar with?*

None

Where are you in your CAD evaluation process?*

Not currently evaluating

NEXT

Fill in all three, then click
"NEXT".

You can give them my phone
number (...on screen) if you
don't want to use yours.

Complete your signup

Final step.

Do you use CAD at work?

No

How did you hear about us?

Online



I acknowledge that my use of PTC's Onshape shall be subject to the [Onshape Terms of Service](#) and I agree to be bound by these terms and, if I'm acting on behalf of a company, I acknowledge that I am authorized to enter into accept these [Onshape Terms of Service](#) and to bind the company to them.



I acknowledge that my personal details will be processed in accordance with Onshape's [privacy policy](#) and that they may be shared with PTC Inc.'s affiliates for the promotion and support of PTC's Onshape service and associated products and services, and that I can opt-out of receiving marketing communication at any time. [1/1](#)

COMPLETE SIGN UP

Fill in both fields...

...agree to their terms

...then click "COMPLETE SIGNUP"

Your Onshape account is ready




From Onshape

To cort@aposteriori.com.sg

Date Today 16:08

 Summary  Headers  Plain text



Welcome to Onshape!

Your account is ready. Click the button below to set your password and activate your account.

ACTIVATE YOUR ACCOUNT

You may copy/paste this link into your browser:

[https://cad.onshape.com/signup/invite?
id=c7420615f885cffff7bba845](https://cad.onshape.com/signup/invite?id=c7420615f885cffff7bba845)

Check your email and click
“ACTIVATE YOUR ACCOUNT”

It might take a while for the
email to arrive.

Activate your account

cort@aposteriori.com.sg

Password *

Your password's requirements

- 10 character minimum
- 1 number
- 1 lowercase
- 1 uppercase
- Password and password confirmation must match

Company name

- By checking this box, I agree to the [Onshape Terms & Privacy Policy](#).
- By checking this box, I agree to be contacted by Onshape in relation to Onshape's products and services which may be of interest to me and I acknowledge that I can withdraw my consent at any time, as outlined in [Onshape's Privacy Policy](#).

Get started

Set a password (...don't lose this!)

Agree to their conditions...

...then click "Get started"

Set your default units

Length

Length default unit

Millimeter

Display decimals

0.123

Linear acceleration default unit

Meter per second squared

Display decimals

0.123

Angle

Angle default unit

Degree

Display decimals

0.123

Angular velocity default unit

Degree per second

Display decimals

0.123

Mechanical

Mass default unit

Kilogram

Display decimals

0.123

Set your default units to...

- Millimeter
- Meter per second squared
- Degree
- Degree per second
- Kilogram
- Newton
- Newton-meter
- Kilopascal
- Joule

...then click "Next".

For "Mouse controls" and "Profile", just click "Next".

Click "Done" at the end.